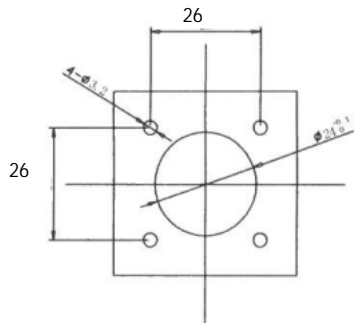
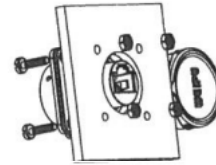


1



1. Drill the panel cutout according to the dimensions.

2



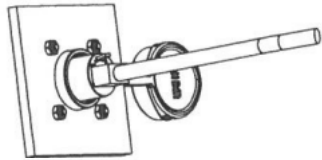
2. Assemble the socket on the panel with M3 screws & nuts (torque 0.5N.m).

3



3 . Assemble the RJ45 insert on cable

4



4. Install the assembled RJ45 insert into socket body.