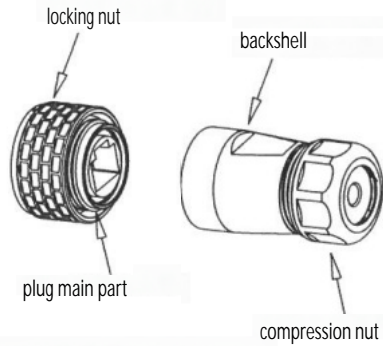
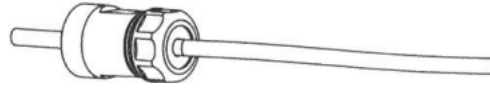


1



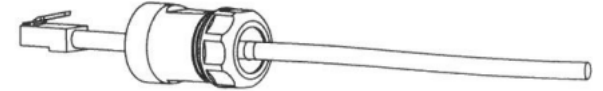
1. Unscrew each part of the plug

2



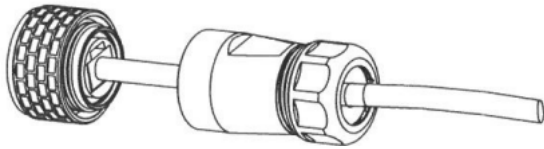
2. Put the stripped RJ45 wire into the compression nut and backshell.

3



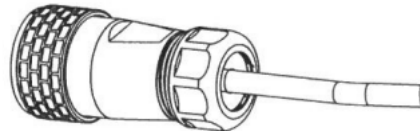
3. Assemble the RJ45 insert on cable

4



4. Install the assembled RJ45 insert into plug main part.

5



5.1. Tighten the main part and the backshell according to the torque of 1.0-1.2N.m. **(tighten by mating with socket, can't use fixture)**

5.2. Tighten the compression nut and the backshell according to the torque of 1.2-1.4N.m.