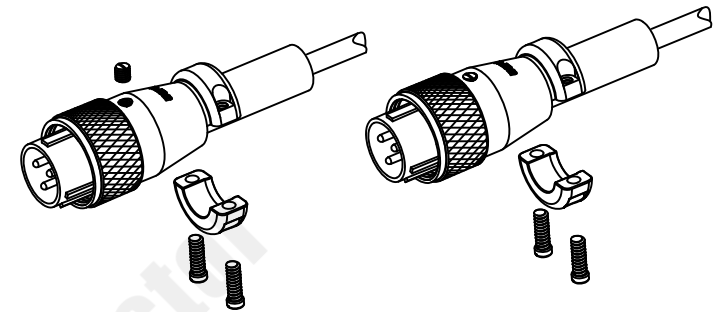
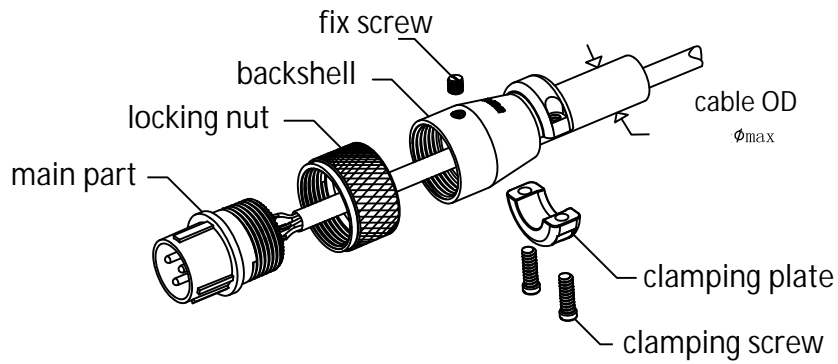


WS16-55 straight plug with PVC sleeve assembling instruction-Solder

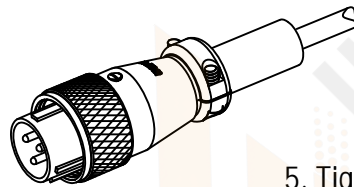
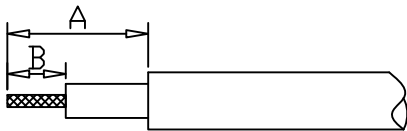


1. Unscrew all parts
2. Put the stripped cable through all parts
3. Solder the wire to the contacts and wrap with heat shrinkable tube.

4. Tighten the backshell on the main part cosely and tighten the fix screws on backshell with torque of 0.1-0.15N.m

5. Tighten the clamping plated with clamping screws according to torque in the table.

- Strip length



Series	A (mm)	B (mm)
16	18	8
20-28	25	
32-55	30	

Series	Screw size	Torque	cable OD ϕ_{max}
16	M3	0.12-0.14N•m	10.5
20	M3	0.12-0.14N•m	13
24	M3	0.12-0.14N•m	13.5
28	M3	0.12-0.14N•m	17.5
32	M3	0.12-0.14N•m	21.5
40	M4	0.3-0.5N•m	26
48	M4	0.3-0.5N•m	26
55	M4	0.3-0.5N•m	32

 **WEIPU[®] Connector**