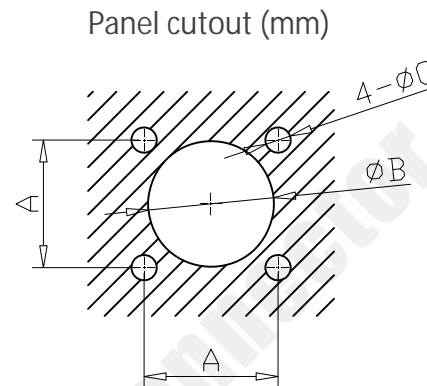
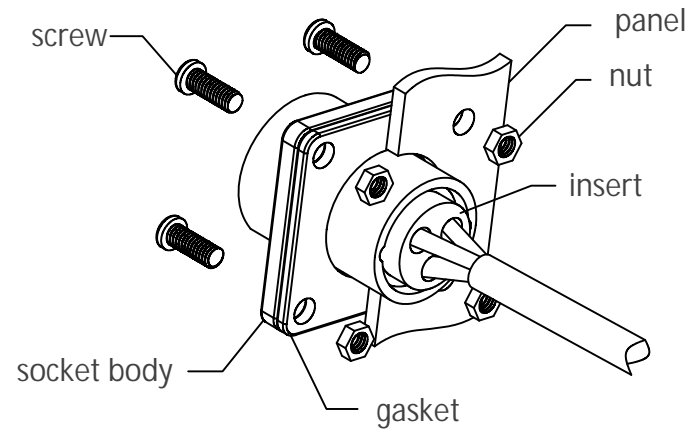


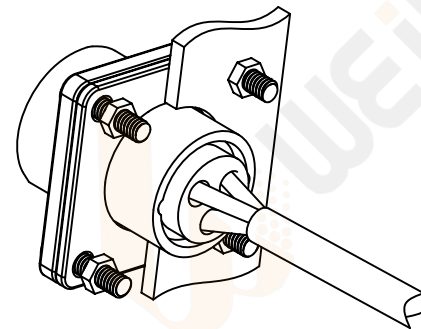
WS16-55 square flange socket Assembling Instruction-Crimp



Series	A	B	C
WS16	20	16.5	3.2
WS20	22	20.5	3.2
WS24	26	24.5	3.2
WS28	30	28.5	3.2
WS32	32	32.5	3.5
WS40	40	40.5	4.5
WS48	48	48.5	4.5
WS55	52	55.5	4.5

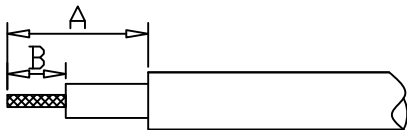
2. Crimp the wire to the contacts
3. Put the crimped contacts through the panel and install them into insert

1. Cut holes on the panel according to the above size



4. Install the socket on the panel with screws according to torque.
Note : The gasket should be placed between the panel and socket.

- Strip length



Series	A (mm)	B (mm)
16	18	8
20-28	25	
32-55	30	

Series	ScREW size	Torque
16-32	M3	0.12-0.14N•m
40-55	M4	0.3-0.5N•m

 **WEIPU[®] Connector**