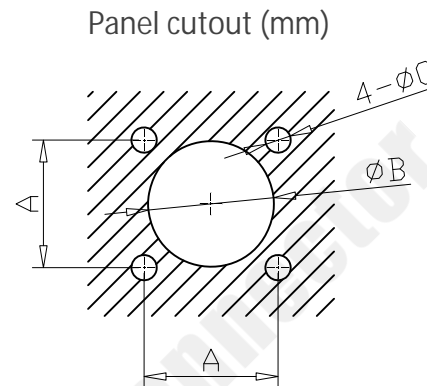
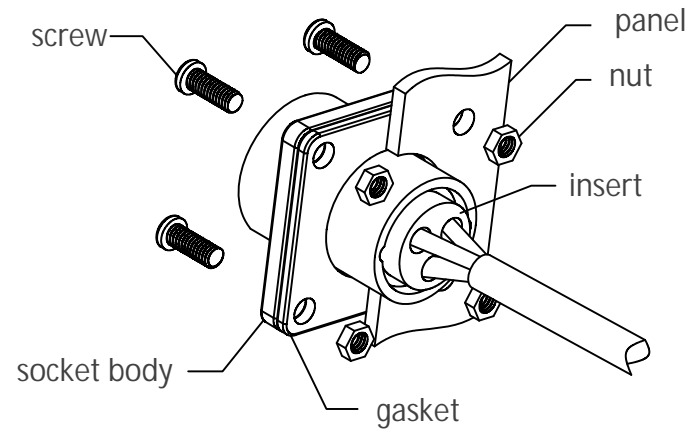


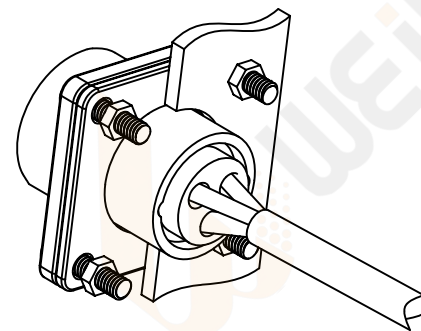
## WF16-55 square flange socket Assembling Instruction-Crimp



Series	A	B	C
WF16	20	16.5	3.2
WF20	22	20.5	3.2
WF24	26	24.5	3.2
WF28	30	28.5	3.2
WF32	32	32.5	3.5
WF40	40	40.5	4.5
WF48	48	48.5	4.5
WF55	52	55.5	4.5

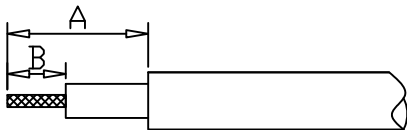
2. Crimp the wire to the contacts
3. Put the crimped contacts through the panel and install them into insert

1. Cut holes on the panel according to the above size



4. Install the socket on the panel with screws according to torque.  
Note : The gasket should be placed between the panel and socket.

- Strip length



Series	A (mm)	B (mm)
16	18	8
20-28	25	
32-55	30	

Series	ScREW size	Torque
16-32	M3	0.12-0.14N•m
40-55	M4	0.3-0.5N•m

 **WEIPU<sup>®</sup> Connector**